

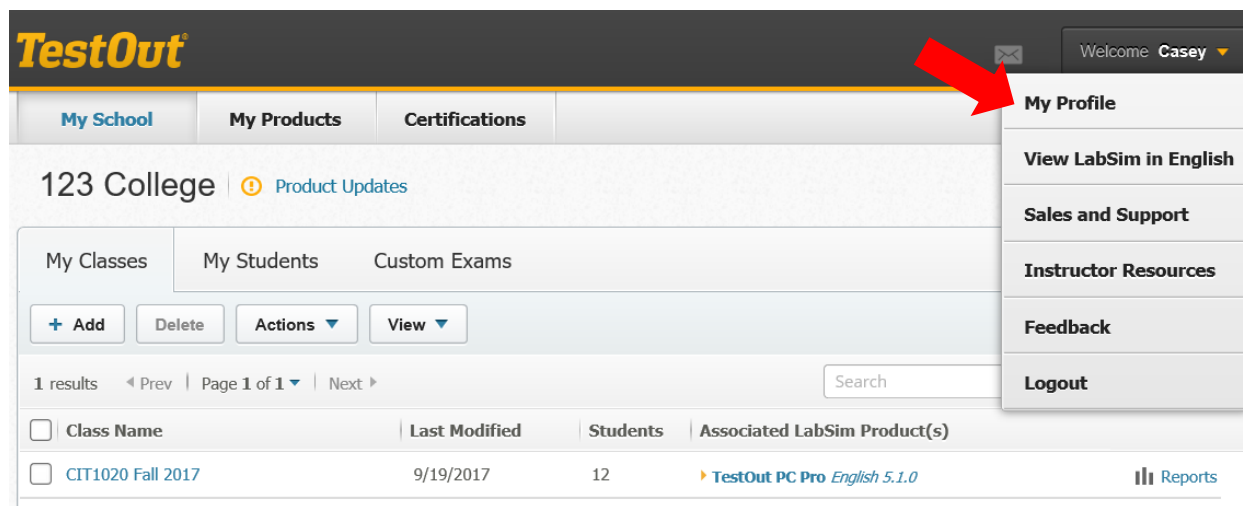
TestOut[®]

Creating Your Student View
LabSim Account

TUTORIAL

As a LabSim instructor you may desire to create and utilize a LabSim student account. Logging into such an account allows you, as the instructor, to view LabSim through the students' perspective.

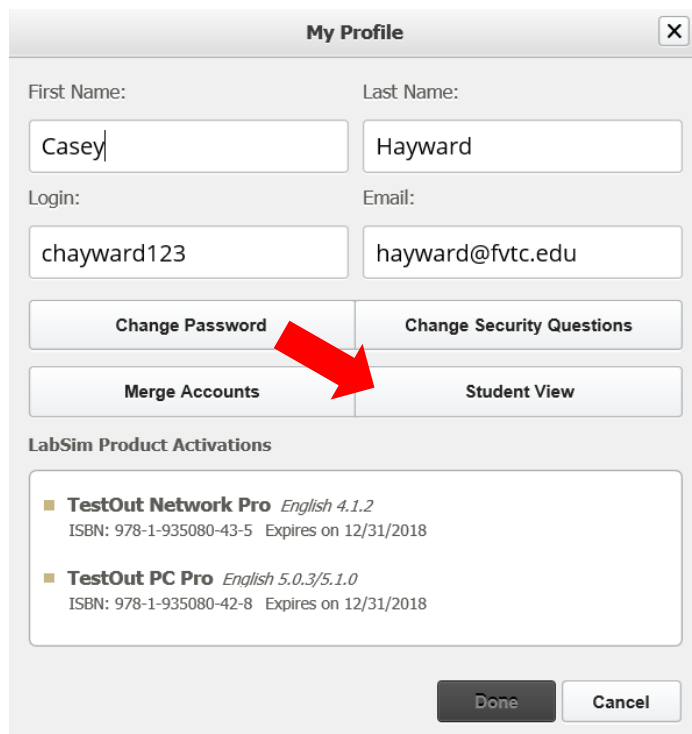
From the "Welcome" drop-down menu select "My Profile".



The screenshot shows the TestOut user interface. At the top right, a dropdown menu is open for the user 'Casey'. A red arrow points to the 'My Profile' option in the menu. The main content area shows '123 College' and a table of class information.

Class Name	Last Modified	Students	Associated LabSim Product(s)
<input type="checkbox"/> CIT1020 Fall 2017	9/19/2017	12	TestOut PC Pro English 5.1.0

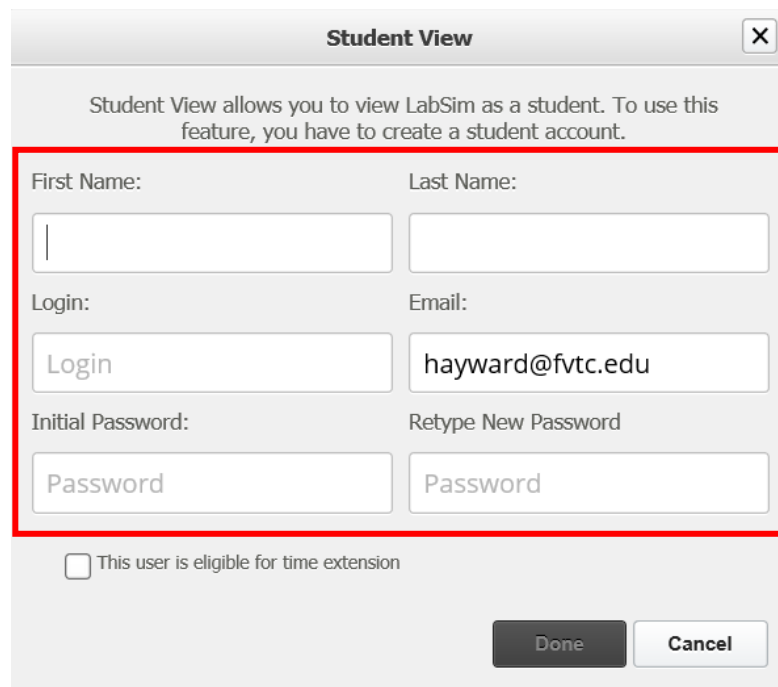
On the "My Profile" page select "Student View".



The screenshot shows the 'My Profile' page. It contains fields for First Name (Casey), Last Name (Hayward), Login (chayward123), and Email (hayward@fvtc.edu). There are buttons for 'Change Password', 'Change Security Questions', 'Merge Accounts', and 'Student View'. A red arrow points to the 'Student View' button. Below these are 'LabSim Product Activations' for 'TestOut Network Pro' and 'TestOut PC Pro'. At the bottom are 'Done' and 'Cancel' buttons.

Enter the information in each field. Though the email address from your instructor account will automatically populate, you may change the email address if desired.

If you are accessing LabSim through your **LMS system**, it is essential to remove the populated email address and leave that field blank.



Student View [X]

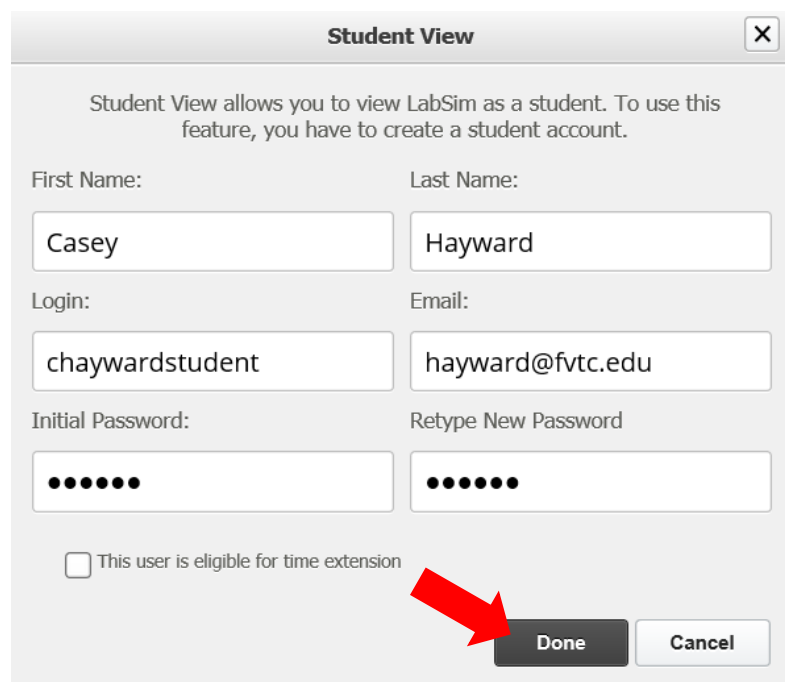
Student View allows you to view LabSim as a student. To use this feature, you have to create a student account.

First Name:	Last Name:
<input type="text"/>	<input type="text"/>
Login:	Email:
<input type="text" value="Login"/>	<input type="text" value="hayward@fvtc.edu"/>
Initial Password:	Retype New Password
<input type="text" value="Password"/>	<input type="text" value="Password"/>

This user is eligible for time extension

Done **Cancel**

After entering the information click "Done".



Student View [X]

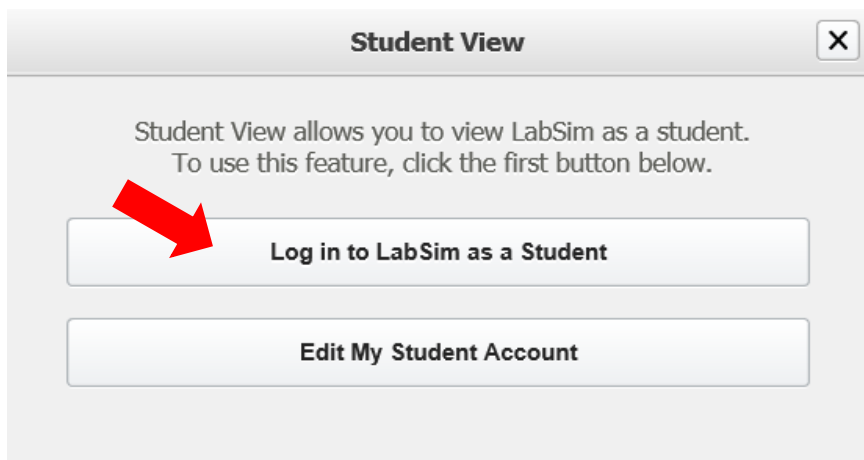
Student View allows you to view LabSim as a student. To use this feature, you have to create a student account.

First Name:	Last Name:
<input type="text" value="Casey"/>	<input type="text" value="Hayward"/>
Login:	Email:
<input type="text" value="chaywardstudent"/>	<input type="text" value="hayward@fvtc.edu"/>
Initial Password:	Retype New Password
<input type="text" value="•••••"/>	<input type="text" value="•••••"/>

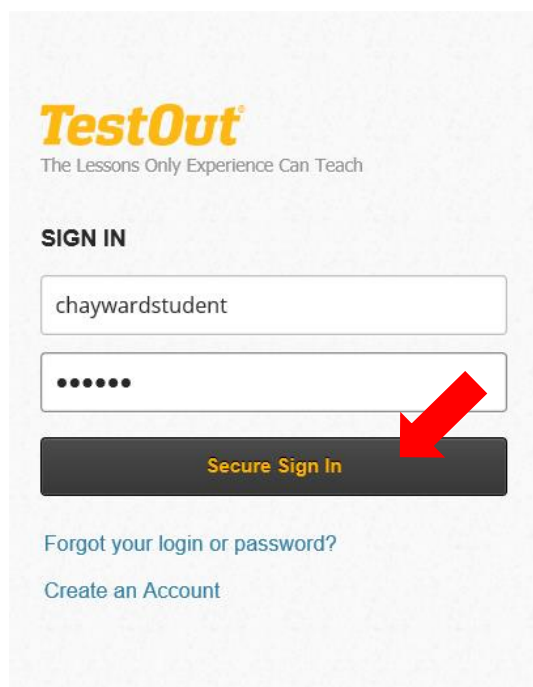
This user is eligible for time extension

Done **Cancel**

Click “Log in to LabSim as a Student”.



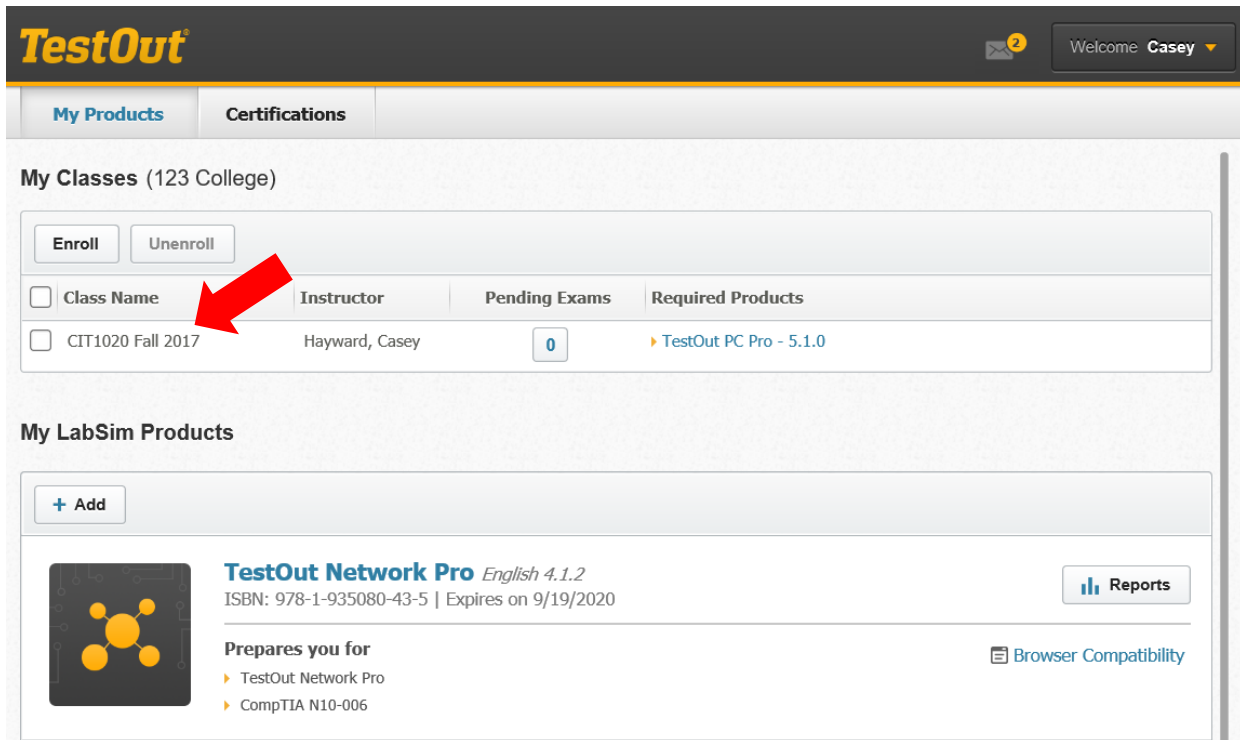
The first time only you will be required to login using the student credentials you just setup. Enter the information and click “Secure Sign In”.



Your student account will open in a new browser tab.

If you already had a class created, you will automatically be enrolled within that class; as well as other classes you setup in the future. Log out of your student account any time. Again this will not affect your instructor account as that is open in a separate tab.

Also your student account will automatically be created with the same LabSim product(s) that is populated within your instructor account.




The screenshot shows the TestOut instructor dashboard. At the top left is the TestOut logo. At the top right, there is a notification icon with a '2' and a 'Welcome Casey' dropdown menu. Below the header are two tabs: 'My Products' and 'Certifications'. The main content area is divided into two sections: 'My Classes (123 College)' and 'My LabSim Products'.

My Classes (123 College)

Buttons:

<input type="checkbox"/>	Class Name	Instructor	Pending Exams	Required Products
<input type="checkbox"/>	CIT1020 Fall 2017	Hayward, Casey	0	TestOut PC Pro - 5.1.0

My LabSim Products



TestOut Network Pro *English 4.1.2*
ISBN: 978-1-935080-43-5 | Expires on 9/19/2020

Prepares you for

- [TestOut Network Pro](#)
- [CompTIA N10-006](#)

[Browser Compatibility](#)

Each time you desire to access your student account, login to your instructor account and simply return to the "Welcome" drop-down menu; select "My Profile", "Student View" and "Log in to LabSim as a Student".

Within your student account you can access your LabSim product, scheduled custom exams as well as scheduled Pro Certification exams.

If you have any additional questions please contact training@testout.com, thank you.